

Exchange Cheat Sheet

TOUCH-AND-GO


Hochschule der Bildenen Künste Saar
2022

Hi there 📧

The General Students' Committee (hereafter AStA) wants to welcome you at our academy! This cheat sheet will ease your start at HBK.

In case you still have questions, do not hesitate to text us (see our contacts →) and feel free to talk to us at any time in the academy.

Campus Saarbrücken



- 1 Main Buildings 2 E-Haus 3 Tummelplatz
⊕ Ludwigskirche ~ E-Haus-Passage

Printing

The most convenient printers are located in the main house, second floor, hallway to the right side. Just plug in your USB to the printer that needs a security PIN (you'll find it there) and you're good to go (up to A3). The bigger the better? Head to **Tummelplatz**. It hosts printing workshops (digital printing led by Mr. Schmitz, letterpress, silkscreen, etc). More info about that? Continue reading **Workshop Usage**.

Workshop Usage

There's a wood, metal, forging, ceramic, printing and audio-visual workshop as well as a darkroom, a photographic and a green-screen studio. After you participated in the introduction class you are free to use a workshop on your own. You can also ask one of the workshop directors or a therefore trained student to help you out.

Campus

The Campus of the HBKsaar is located in two towns:

Saarbrücken and Völklingen.

Firstly, there's the main building in Saarbrücken with it's surrounding workshops, studios, and our gallery next to the **Ludwigskirche**. Most of the classes are held here. Secondly, the offshoot **Handwerkergerasse** in Völklingen has its rooms right in the UNESCO World Cultural Heritage **Völklinger Hütte**. It's only a ten minute train ride to get there. Check out the maps in the left column and on the second page!

Library

It contains over 15.000 units concerning arts, industrial and communication design, photography, film and architecture. We recommend you to get a library card. You just have to fill in the form **Anmeldung zur Bibliotheksbenutzung** (Link attached) and give it to one of our lovely librarians. They are always happy to help. Also there is a useful **Web-OPAC** to search through the catalogue online (Link attached).

WLAN, Computers

There are two wireless networks available: **Guest** and **eduroam**. HBK will provide you with an account for the Guest network. You'll have to fill out a form to get your login data. Afterwards check your inbox for a message from Ms. Dörr (m.doerr@hbksaar.de) or ask her in the academy for it. Guest will automatically ask for your user- name and password. △ Type your username as **USERNAME@hbks.uni-sb.de** and your password as it is. If you already bring a login for the academic network eduroam from your university, feel free to use that one.

Mensa 🍴

Our student-based cafeteria, supervised by the AStA. Fellow students cook daily and fresh, mostly vegan, always vegetarian and so good! Usually you can get sandwiches in the morning and lunch midday at 1pm. Also there're a few snacks and drinks. If you want to help cooking, don't hesitate to send us a mail, we'd love to try some dishes of your home country. The Mensa was closed during the whole pandemic, so we really need some help! (And we hope to be allowed to open it during your stay.)

Contacts



Svenja Oebelmann
s.oesselmann@hbksaar.de
Erasmus Representative
of the General Students'
Committee (AStA)



Christian Dietz
c.dietz@hbksaar.de
Erasmus Representative
of the General Students'
Committee (AStA)

International office and AStA representatives

You've surely been in touch with Ms. Sabine Rauber already, head of the **International Office**. The International Office takes care of all the official matters and paperwork regarding your exchange. Additionally the representatives of the General Students' Committee mind your well-being from a fellow student's perspective. We want you to settle in your new environment as quickly and comfortable as possible. That certainly includes taking you to the most chill bars, pubs and places of your new town as well as helping you to find your personal way through the academy's schedules.

Convenient Links

hbksaar.de/asta 📧 General Students' Committee
io.hbksaar.de 📧 International Office
hbksaar.de/bibliothek 📧 Library
hbksaar.internetopac.de 📧 Library catalogue
hbksaar.de/vorlesungen 📧 Schedule of Lectures
hbksaar.de/personen 📧 Search for persons

The VLZ (Schedule of Lectures)

Vorlesungsverzeichnis (short form **VLZ**) is the schedule of lectures. Our academy is very much project-oriented. Quick and dirty:

Atelierprojekt (16 or 8 ECTS)

Usually the biggest project you will attend.

Fachpraxis (4 or 2 ECTS)

Additional classes in workshops and drawing, sometimes also computer programs.

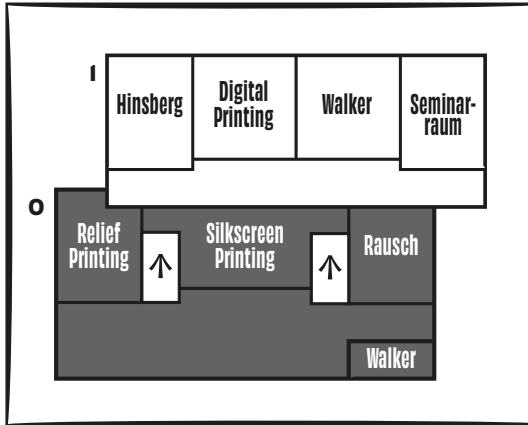
Theory (8 or 4 ECTS)

Theory classes about design, arts and media.

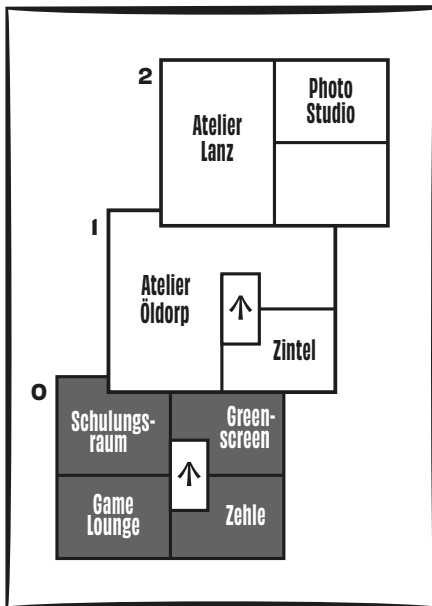
Workshops (4 or 2 ECTS)

Workshops are compact classes with a specific task. There will be a **Workshop Week** in every semester in which your usual classes pause so you can fully focus on your workshop project.

The agony of choice can be overwhelming. Do not hesitate to contact us in case of any problems. We're here to help!

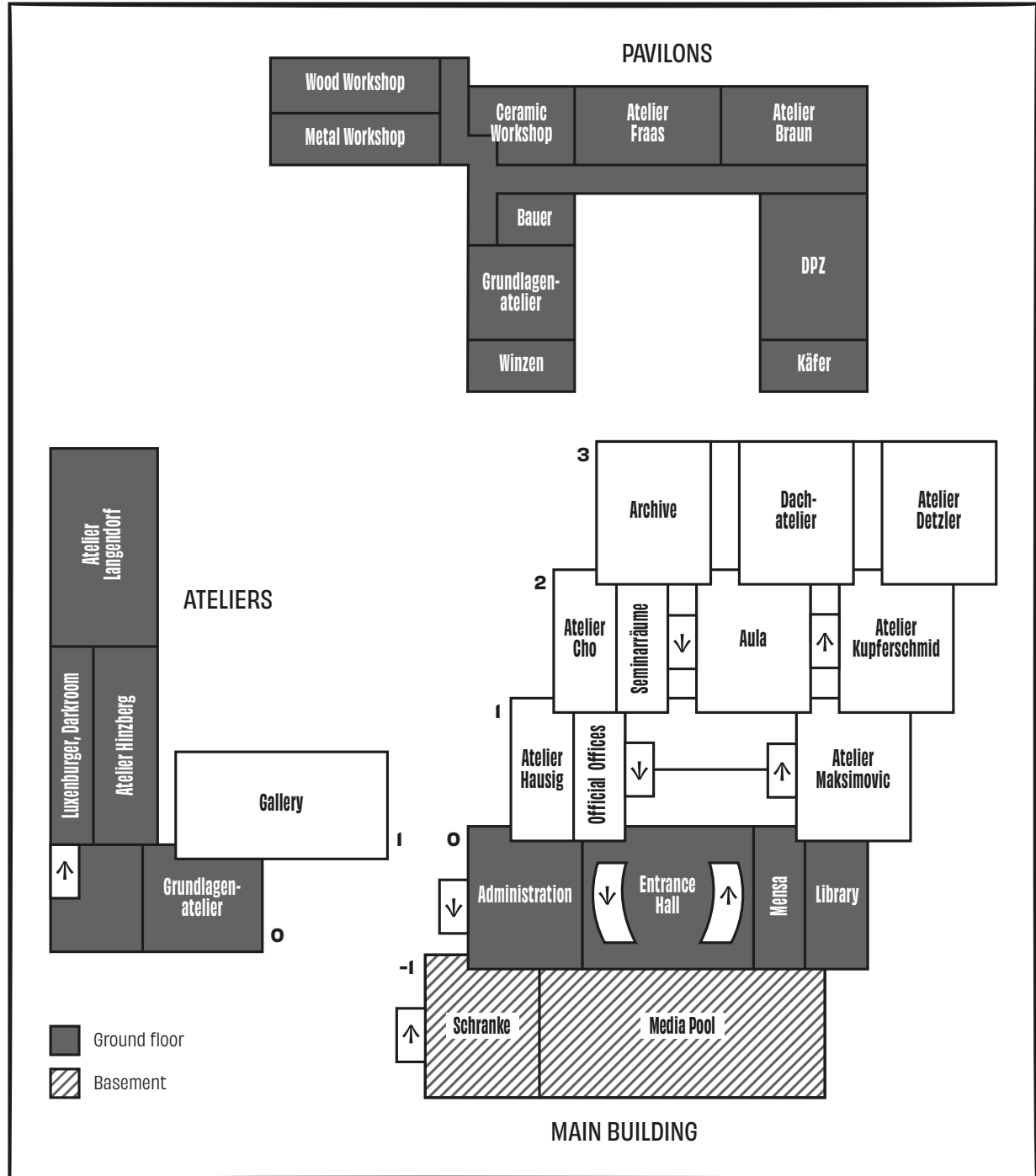


TUMMELPLATZ



E-HAUS

Designed by Chris in the Spring of 2022. Fonts: Obviously by James Edmondson (OH no Type Co.) and Grad by Mark Simonson.



MAIN BUILDINGS